

P10768HY150P_T01

High-Performance Android LCD Module

P10768HY150P_T01 is an industrial level Android LCM based on Rockchip RK3288 ARM. It is equipped with Quad-core Cortex-A17, supports most decoding solutions under 1080p@60fps, H.265/H.264/MVC/VP8 solutions under 1080p@60fps and many other great features of Rockchip RK3288. Meanwhile, with good jpeg picture processing performance and 3D GPU, it supports OpenGL ES2.0 and 1.1 OpenVG1.1.

RK3288 has high-performance external memory interface (DDR3/DDR3L/LPDDR2) capable of sustaining demanding memory bandwidths, also provides a complete set of peripheral interface to support very flexible applications.


Application Area

- ✓ Wisdom medical
- ✓ Smart transport
- ✓ Security
- ✓ Power sector
- ✓ Energy & Chemical

Front View



Back View



About PROCULUS

As a custom LCM manufacturer that is focusing on all-in-one TFT LCDs, we offer LCM solutions based on your requirements.

HDMI. They simplify GUI development and are cost-effective.

Product Feature

- RK3288 1.8GHz
- RAM 2GB
- ROM 8GB
- Support Android、Linux
- Display size 1024×768
- Display Brightness 350nit
- UART RS232/TTL*4、RS485*1
- USB2.0*5
- WIFI Support 2.4G/5G frequency band
- Bluetooth 4.0
- Ethernet Supports 10m/100m/1000m
- 4G support (optional)

Version Info

Ver.	Date	Descriptions
V1.0	2025/09/05	First release

For more detailed information about Proculus Technologies LCD module solutions, visit www.proculustech.com

Proculus Technologies reserves the right to change or update any information contained herein without notice; Change the design, construction, materials, processes or specifications of any product without notice; To interrupt or restrict the production or distribution of any product.

Copyright © Proculus Technologies. All rights reserved

Detailed Parameters

Core Performance

CPU	1.8GHz Quad-core A17 ARM
RAM	2GB DDR3
eMMC	Default 8GB, Support 16/32/64GB
GPU	Mali-T764 MP4
Power Manager	ACT8846 PMU

System Version

Android	Support Android 5.1/7.1/8.1
Linux	Support Ubuntu 18.04

Expansion Device

MIC	Audio input interface
Speaker	Audio output interface
Buzzer	Support
GPIO	Nonsupport
IIC	Support
TF Card	Support
HDMI OUT	Support
USB Camera	Support

Display Performance

Display Color	16.7M (16777216) colors, 24-bit color 8R8G8B
Display Size	304.128 mm(W)×228.096 mm(H), 1024×768
View Area Size	326.5 mm(W)×253.5mm(H), 1024×768
Resolution	1024×768
Backlight Mode	LED
Luminance	350

Voltage Current

Parameter	Condition	Min	Typ	Max	Unit
Working Voltage	—	12	12	24	V
Working Current	—	—	400	—	mA
Power	12V 2A DC (Recommended)				

Visual Angle Parameter

Visual Angle (CR≥10)	Angle	Angle Parameter	Min	Typ	Max	Unit
	θL	Φ=180° (9 o'clock)	70	80	—	Deg
	θR	Φ=0° (3 o'clock)	70	80	—	
	θT	Φ=90° (12 o'clock)	50	60	—	
	θB	Φ=270° (6 o'clock)	60	70	—	

Reliability Testing


Parameter	Condition	Min	Typ	Max	Unit
Working Temperature	60%RH at 12V voltage	-20	25	70	°C
Storage Temperature	—	-30	25	85	°C
Working Humidity	25°C	10%	60%	90%	RH
Protection Paint	—	—	无	—	—

Serial Port Parameter

Parameter	Condition	Min	Typ	Max	Unit
Baud Rate	Standard	1200	9600	115200	bps
Serial Mode	4*RS232/TTL, 1* RS485	User Interface	8Pin_2.0mm socket		

Interface Parameter


Interface	Parameter	Interface	Parameter
USB	USB DEBUG*1. USB HOST*5	WIFI	Support 802.11b/g/n Wi-Fi 2.4G/5G
Bluetooth	Bluetooth 4.0	4G	4G /GPS (Optional)
Ethernet	Support 10m/100m/1000m Ethernet	Gyroscope	–
NFC	–	Light sensor	–



Proculus

Display Innovation

Interface Specification

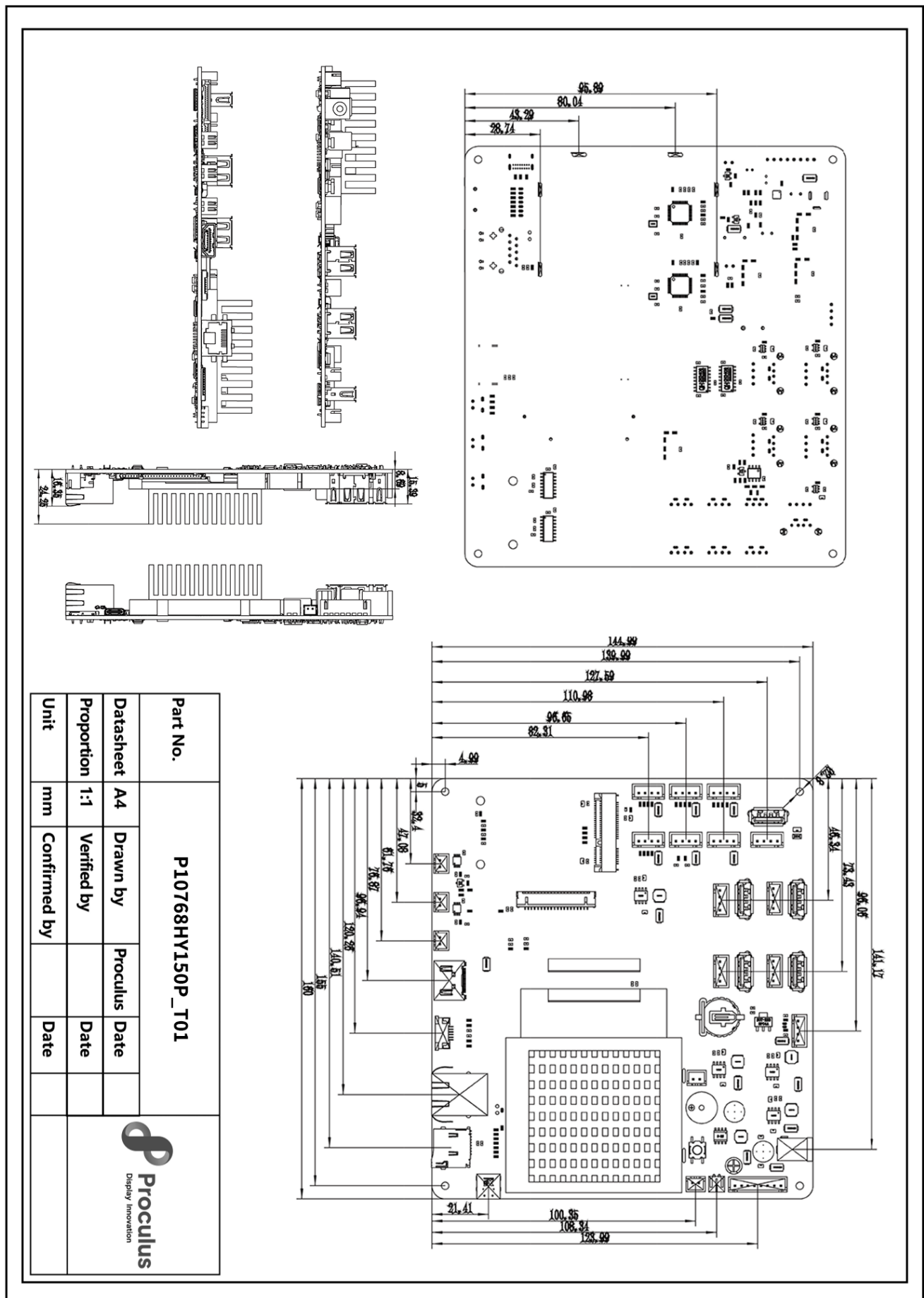


Num.	Interface	Description
J0	Power	12V/2A power supply (maximum voltage ranges from 12V to 24V DC)
J1	I2C interface	Pin definition: V、SDA、SCL、GND
J2	RTC	Supply system RTC
J3	USB_HOST1	Support USB Peripherals
J4	USB_HOST2	Support USB Peripherals
J5	USB_HOST3	Support USB Peripherals
J6	USB_HOST4	Support USB Peripherals
J7	USB_HOST5	Support USB Peripherals
J8	USB_HOST5	Support USB Peripherals
J9	Debug interface	not open temporarily
J10	UART1	Device name: ttyS1. Pin definition:GND,TX,RX,V
J11	UART4	Device name: ttyS4. Pin definition:GND,TX,RX,V
J12	RS485	Device name: ttyCOM1. Pin definition:GND,A,B,V
J13	UART5	Device name: ttyS5. Pin definition:GND,TX,RX,V
J14	UART3	Device name: ttyS3. Pin definition:GND,TX,RX,V
J15	MINI PCIE 4G	4G LTE Module/GPS (Optional)

Num.	Interface	Description
J16	SIM card	Nano-SIM supported (Optional)
J17	SPK_R	Right channel audio output interface
J18	SPK_L	Left channel audio output interface
J19	MIC	Audio input interface
J20	HDMI	HDMI output interface
J21	RJ45 interface	Support 10M/100M/1000M network
J22	TF card	Can do memory expansion
J23	Type-c interface	OTG /App debugging/ Firmware upgrade interface
J24	PMU interface	Reserved
J25	User interface	Pin Definition: TX2、RX2、TX1、RX1、GND、GND、V、V

Note: The interface sequence is sorted from top to bottom and from left to right.

Product size drawing (product without shell)





Support peripheral accessories



GPS function


Used for GPS positioning, map positioning, real-time location query

Support status: 



Loudspeaker

Used to output audio and play music

Support status: 




4G function

Support 4g Internet access function, the following modules can be selected:

1-EC20: Signal is more stable, CAT4


2- EC25: CAT4

Support status: 



HDMI Output


Used to output screen display


Supported status: 



Extended storage


Expand storage space and export data for storing important data that can be migrated


Supported status: 



USB HD camera

Support 720P/1080P HD camera picture

Support status: 



Proculus
Display Innovation

Service

Customers enjoy 1-year free warranty and lifetime maintenance guarantee for the purchase of our products, and users can also extend the warranty period by paying.

1. one year warranty: from the date of purchase enjoy 1 year free maintenance service.
2. lifetime maintenance: beyond the warranty period of the product, we provide paid maintenance services.
3. warranty scope: due to human use factors or force majeure caused by the damage is not within the scope of warranty; The CPU is not covered by warranty.

you about the use of the industrial control board you have purchased, give suggestions on your product maintenance, or reply to possible problems in a timely manner and answer.

The quality determination criteria for products leaving the factory are as follows:

1. Appearance of the LCD screen:

The standards for dust, black spots and white spots on the LCD screen are that there should be no more than 3 spots inside the screen, the size should not exceed 0.35mm, and the scratches should not exceed 5mm.

2. Overall machine function test:

When starting up, there should be no black screen failure, screen flickering, white screen or screen flashing. The USB interface can read and write normally. The OTG interface can burn the system. The serial port function communication is normal. The speaker and microphone interfaces can broadcast and receive sound normally. The buzzer function sounds normally without tearing.

3. Overall appearance of the machine:

No missing PCBA parts, no damaged components. The WIFI antenna needs to be fixed with hot melt adhesive, and the LCD screen needs to be pasted with protective film.

Technical Support

Within 12 months from the date of purchase, front-line engineers will provide timely support during working days and working hours. The scope of support is as follows:

1. Support users to run Android system and related interface test programs.
2. support the common configuration of Android system
3. support customer Android product hardware support

Notes

1. Do not plug and remove the core board and peripheral modules with power on
2. Please follow all warnings and guidelines on the product
3. Please keep this product dry. If accidentally splashed or soaked by any liquid, power off immediately and allow to dry fully
4. Pay attention to the ventilation and heat dissipation of the product during use to avoid damage to components caused by excessive temperature
5. Do not use or store this product in a dusty or dirty environment
6. Do not use this product in alternating hot and cold environment to avoid damage to components
7. Do not handle the product roughly. Falling, knocking or violent shaking may damage the line and components
8. Do not use organic solvents or corrosive liquids to clean the product
9. Do not repair or disassemble the company's products by yourself. If the products fail, please contact the company in time for maintenance
10. Unauthorized modification or use of unauthorized accessories may damage the product, and the resulting damage will not be guaranteed
11. If the LCD screen continuously works at the highest brightness, the LCD backlight life cycle will be halved; If a high contrast static display is displayed for more than 30 minutes, it may cause residual images on the LCD screen. You are advised to add a screensaver to avoid this problem

Disclaimer

Due to a product version upgrade or other reasons, the information in this document, including the URL path for reference, is subject to change without notice.

Information from third parties may be referenced in this document. All quoted information is provided "as is" and Proculus Technologies does not guarantee the accuracy or authenticity of the information.

Proculus Technologies makes no warranties regarding the content of this document, including its merchantability, fitness for a particular purpose, and does not provide any warranties referred to elsewhere in any other technology proposal, specification, or sample.

Proculus Technologies makes no warranties as to whether this document infringes the rights of third parties, and is not responsible for any infringement of intellectual property rights resulting from the use of the information contained in this document. No intellectual property license, express or implied, is granted herein by estoppel or otherwise. All statements, information and recommendations in this document do not constitute any warranty of any kind, express or implied. It is hereby stated that all trade names, trademarks and registered trademarks mentioned in this document are the property of their respective owners.

