


P80480J70I_X01

(X can be defined as N/T/P; N=No Touch/T=Resistive Touch/P=Pcap Touch)

7.0 Inches, 800xRGBx480, 65K Colors



Modification Record

Date	Content
2016/11/01	First release
2024/08/08	Fix type error、Optimize dimensional diagram information

Features

- Support RS232/TTL/CMOS, the max baud rate is 921600bps;
- Support audio
- Support hardware JPG decoding which makes storage more efficient and display quicker;
- Support offline batch download through USB Flash Drive, which improves download efficiency and reduce requirements for operators;
- Support backlight brightness adjustment and automatic standby screen saver function;
- Support multi-language font library, picture, TWO-DIMENSIONAL code display;
- Support number and English input, customizable keyboard interface;
- Support 90 degrees, 180 degrees, 270 degrees screen rotation, adjustable visual angle;
- Easy-to-use UnicView GUIs Development, no coding skills required;
- Instant operation when power on without system load time;
- Excellent electromagnetic compatibility characteristics.



Display					
Color	65K (65536) colors, 16 bit color 5R6G5B				
ACTIVE AREA / View Area	154.1mm(width)×85.9mm(height)/156.4 mm(width)×88.8 mm(height)				
Resolution	800*480, 90° rotated display (480*800)				
Backlight /Lifecycle/Brightness	LED/20,000 HOURS/ 300 cd/m ² / (64 level adjustment)				
Working Temperature	-10~+60°C/-30~+85°C				
Voltage & Current					
Item	Condition	Min.	Typ.	Max.	Unit
Power Voltage		—	12	—	V
Operation Current	VIN = 12V, Backlight on	—	300	—	mA
	VIN = 12V, Backlight off	—	65	—	mA
Recommended Power Supply: 12V 1A DC					
Reliability Test					
Item	Condition	Min.	Typ.	Max.	Unit
Working Temperature	60%RH at 12V voltage	-10	25	60	°C
Storage Temperature	-	-30	25	85	°C
Working Humidity	25°C	10%	60%	90%	RH
Protective Paint	-	-	None	-	-
Aging Test	-	-	8	-	H
Interface					
Item	Condition	Min.	Typ.	Max.	Unit
Baud Rate	Standard	1200	115200	921600	bps
	User Defined	1200	-	921600	bps
Output Voltage (TXD, BUSY)	Output 1,Iout=1mA	3.0	3.2	-	V
	Output 0,Iout=-1mA	-	0.1	0.2	V
Input Voltage (RXD)	Input 1,Iin=1mA	2.0	3.3	15.0	V
	Input 0,Iin=-1mA	-15.0	0.0	0.3	V
Interface	Mode is determined by Jumper6: ON = 8N1, 3.3V TTL/CMOS; OFF = 8N1, RS232				
Socket	HY2.0-8P/10pin,1.0mm FFC				
USB	Reserved (If needed, please contact our sales representative.)				
SD slot	Yes (SD/SDHC, FAT32 file format)				
Memory					
Item	Parameter	Min	Typ.	Max	Unit
Flash	Space of Font	-	32	-	MB
	Picture Storage (128MB)	-	-	93	Pcs
	Picture Storage (256MB)			215	Pcs

	Picture Storage (1GB)	-	-	932	Pcs
	User' s Storage	0	-	32	MB
Peripherals					
Buzzer	Yes				
RTC	Yes				
Resistive touch screen	Yes				
SD Card	Yes				
Audio	Yes				
Model number					
P80480J70I_N01	No Touch				
P80480J70I_T01	Resistive Touch				
P80480J70I_P01	Pcap Touch				
Packaging and physical dimensions					
Parameter	Data				
Dimensions	190.4(width) ×105.2(height) ×16.6 (thickness)mm				
Net weight of single piece	TBD				
Weight of whole case	TBD				
Packing box size	480mm(L)×320mm(W)×230mm (H)				
Packing specification	30 pieces /box				

Immunity Test

ESD test for electrostatic discharge

Test ambient temperature: 25°C

Test ambient humidity: 50%

Test process: Carry out contact and air discharge on the periphery of the iron frame and the display area of the serial port screen in turn, and observe whether the screen has abnormal working phenomena such as reset restart, black screen, white screen, communication interruption, and other abnormalities.

Discharge type	Discharge value	Result
Contact discharge	±6KV	Working properly.
Air discharge	±15KV	Working properly.

Note: All tests are conducted when the products are exposed. In the actual use process, when the serial port screen is assembled on the user equipment, the screen and the equipment are kept well-grounded, the ESD performance of the whole machine will be better.

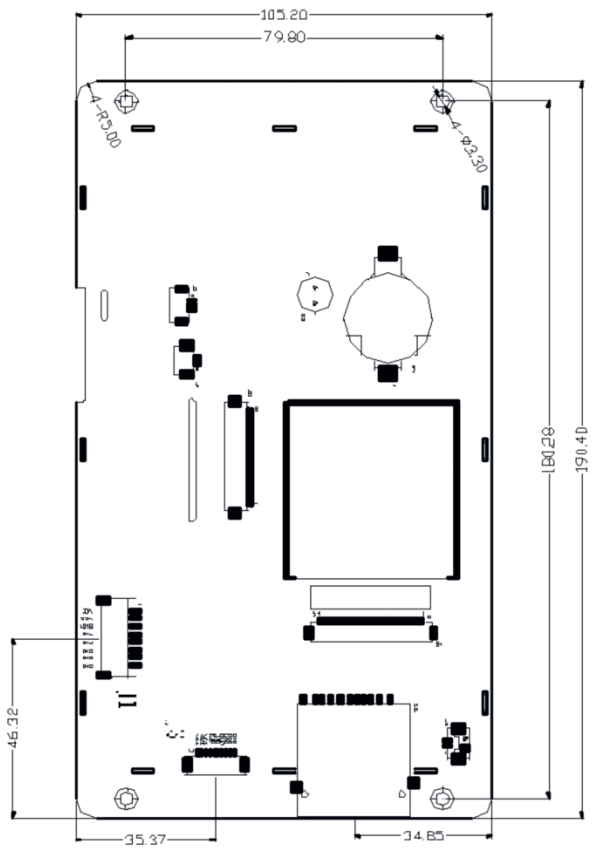
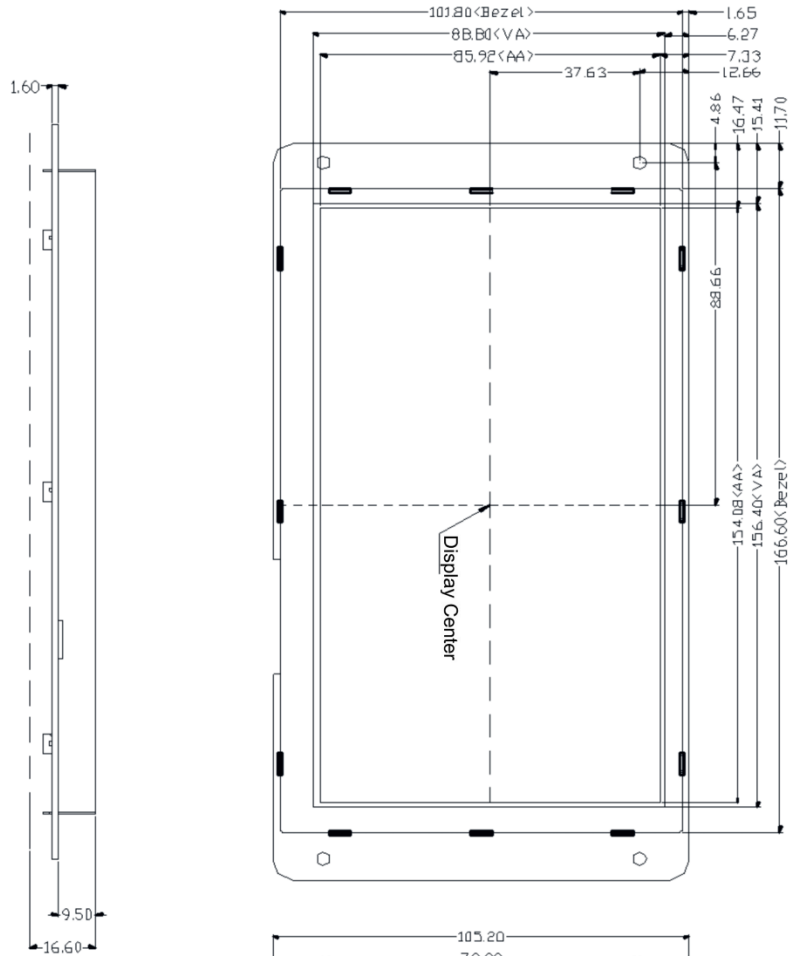
EFT Test

Test ambient temperature: 25°C

Test ambient humidity: 50%

Test process: The power supply line supplies power to the screen through the power supply after the pulse Group generator is coupled with the pulse Group; the serial port signal line carries out serial port communication with the screen through the signal after the pulse Group generator is coupled with the pulse Group; and the screen is observed whether abnormal working phenomena such as reset restart, black screen, white screen, abnormal communication, and communication interruption.

Test item	Test standard		Result
	Voltage	Frequency	
Power cord	4 KV	100 KHz	Working properly.
Signal line	2 KV	100 KHz	Working properly.



1. Location hole is used as position reference

2. Unmarked Tolerance is +/-0.3mm

Active area is marked in Dash lines

Part No.	P80480J701_X01				
Datasheet	A4	Drawn by	Proclus	Date	
Proportion	1:1	Verified by		Date	
Unit	mm	Confirmed by		Date	